



CHENYI ELECTRONICS

# KBPC8005 THRU KBPC810

SINGLE PHASE SILICON  
BRIDGE RECTIFIER

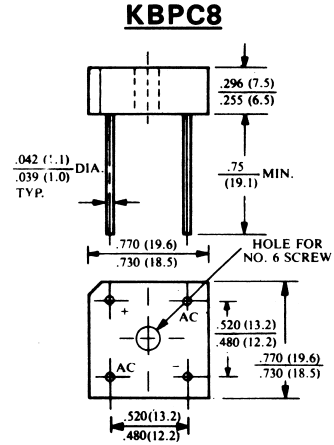
Voltage: 50 TO 1000V CURRENT:8.0A

## FEATURES

- Surge overload rating: 125A peak
- High case dielectric strength

## MECHANICAL DATA

- Terminal:** Plated leads solderable per MIL-STD 202E, method 208C
- Case:** UL-94 Class V-0 recognized Flame Retardant Epoxy
- Polarity:** Polarity symbol marked on body
- Mounting :** Hole thru for #6 screw



## MAXIMUM RATINGS AND ELECTRICAL CHARACTERISTICS

(Single-phase, half-wave, 60HZ, resistive or inductive load rating at 25°C , unless otherwise stated, for capacitive load, derate current by 20%)

	SYMBOL	KBPC8005	KBPC801	KBPC802	KBPC804	KBPC806	KBPC808	KBPC810	units	
Maximum Recurrent Peak Reverse Voltage	V <sub>rrm</sub>	50	100	200	400	600	800	1000	V	
Maximum RMS Voltage	V <sub>rms</sub>	35	70	140	280	420	560	700	V	
Maximum DC blocking Voltage	V <sub>dc</sub>	50	100	200	400	600	800	1000	V	
Maximum Average Forward Rectified current at Ta=25°C	I <sub>f(av)</sub>	8.0								A
Peak Forward Surge Current 8.3ms single half sine-wave superimposed on rated load	I <sub>fsm</sub>	6.0								A
Maximum Instantaneous Forward Voltage at forward current 4.0A DC	V <sub>f</sub>	125								V
Maximum DC Reverse Voltage Ta=25°C	I <sub>r</sub>	1.1								μ A
at rated DC blocking voltage Ta=100°C		10.0								μ A
Operating Temperature Range	T <sub>j</sub>	200								°C
Storage and operation Junction Temperature	T <sub>stg</sub>	-55 to +125								°C
		-55 to +150								



CHENYI ELECTRONICS

# KBPC8005 THRU KBPC810

SINGLE PHASE SILICON  
BRIDGE RECTIFIER

Voltage: 50 TO 1000V CURRENT:8.0A

## RATINGS AND CHARACTERISTIC CURVES KBPC8005 THRU KBPC810

FIG.1-MAXIMUM NON-REPETITIVE FORWARD SURGE CURRENT

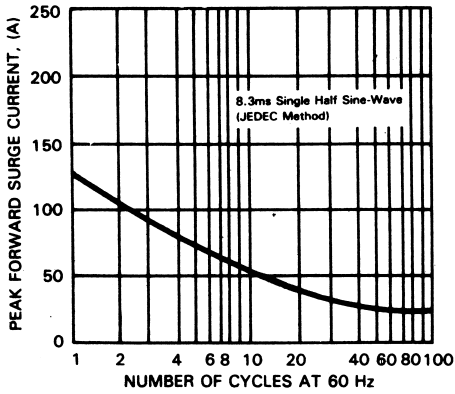


FIG.2-TYPICAL FORWARD CURRENT DERATING CURVE

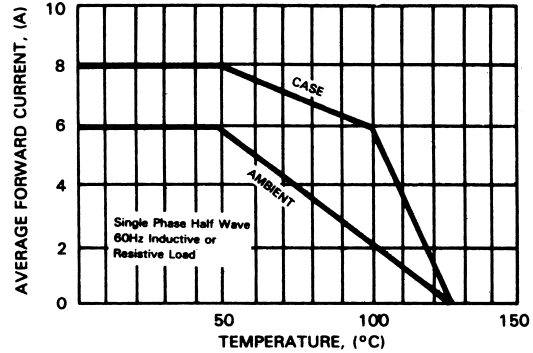


FIG.3-TYPICAL INSTANTANEOUS FORWARD CHARACTERISTICS

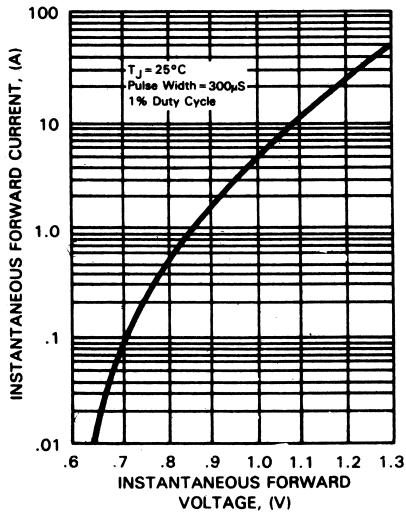


FIG.4-TYPICAL REVERSE CHARACTERISTICS

